




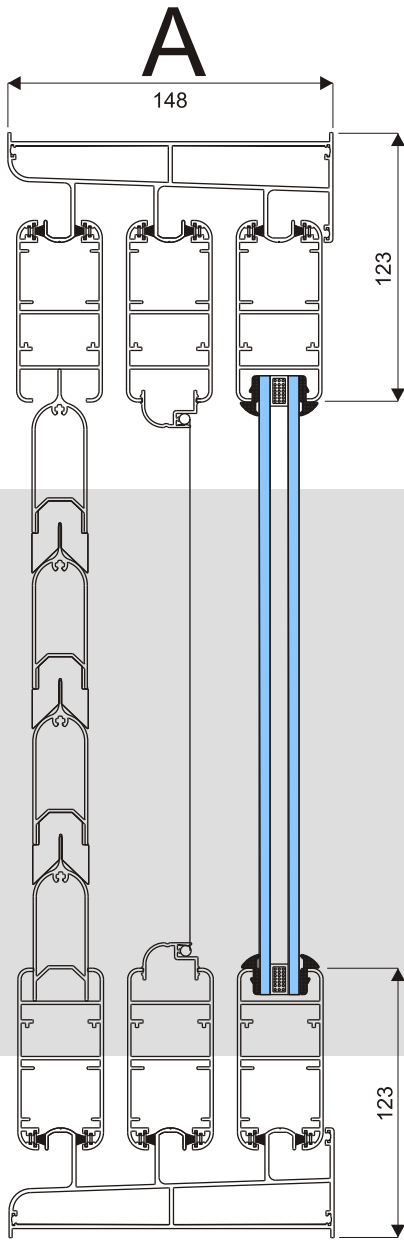


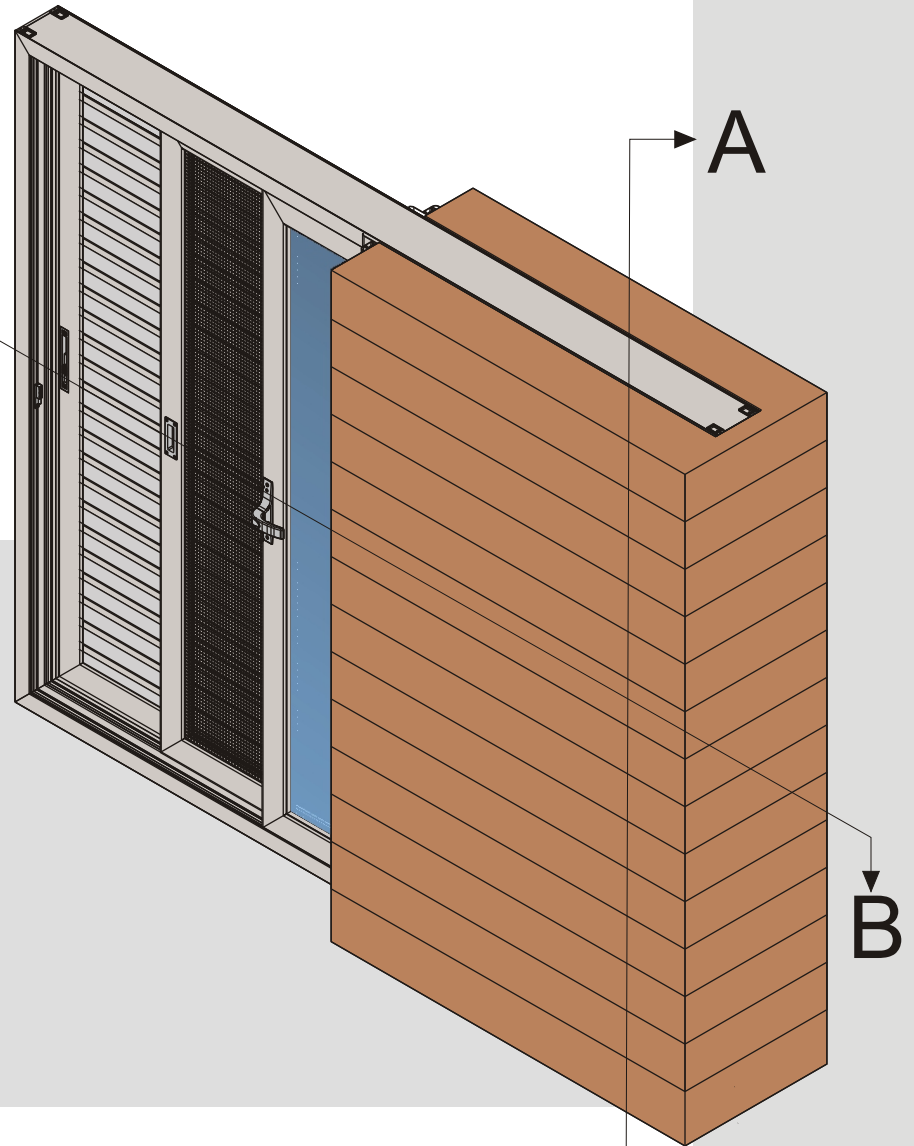
SERIES 4500
MITRE CUT CAVITY

SERIES 4500 MITRE CUT CAVITY

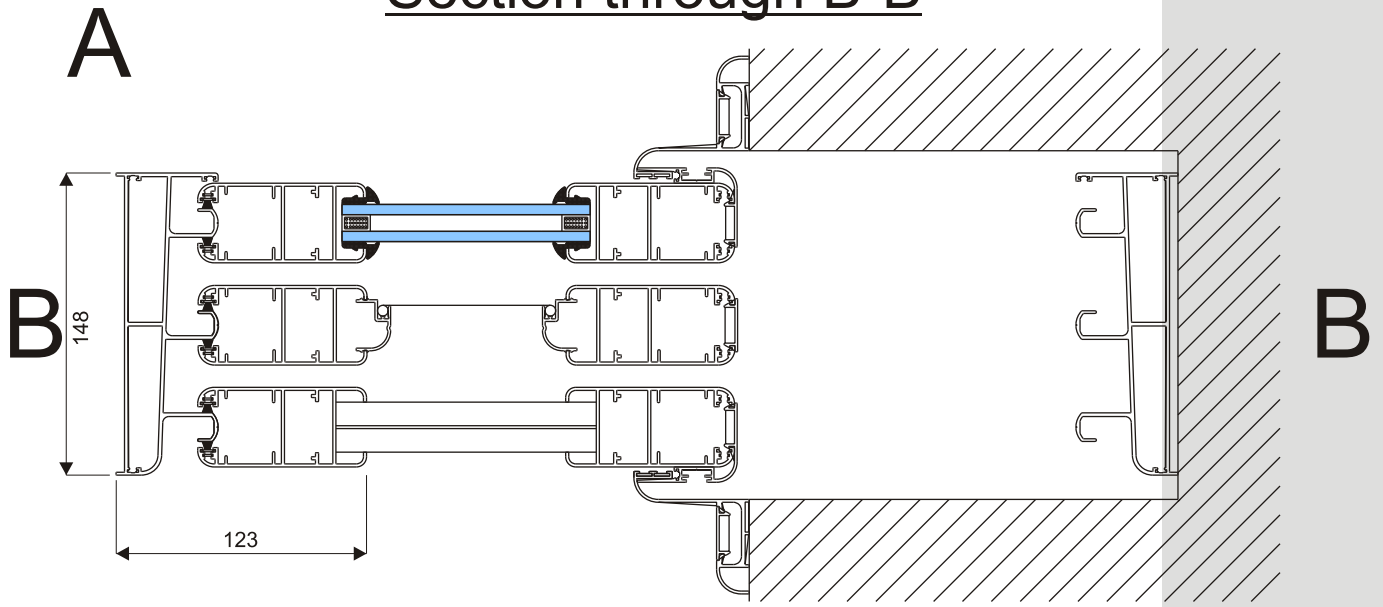




Section through A-A



Section through B-B




PHOTO

FEATURES

STANDARD COLOURS



WOODLOOK FINISH

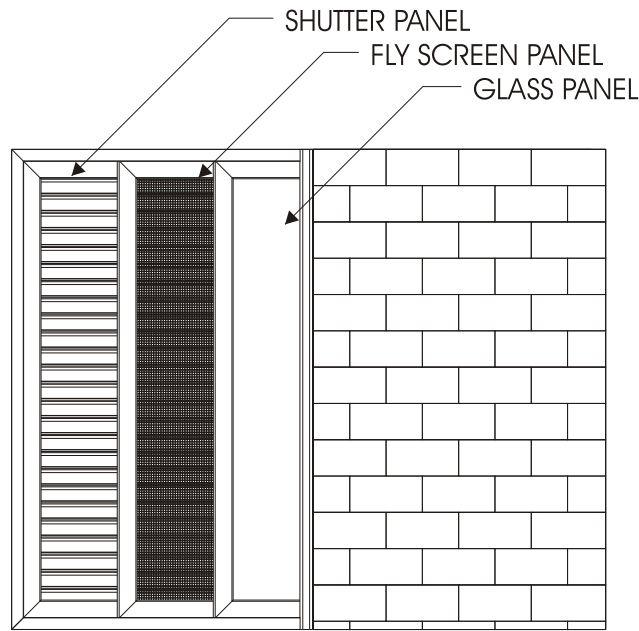


Please consult the relevant colour chart for exact colour matches

Deemed-to-Satisfy Table based on SANS 10160 for Wind load and Product Performance Class Designation

TERRAIN CATEGORY AS PER SANS 10160	HEIGHT FROM GROUND TO HEAD OF PRODUCTS IN METERS			
	5	10	15	20
Category 1 - Open Sea, lake shores and flat treeless plains	A2	A3	A3	A3
	1500 Pa	2000 Pa	2000 Pa	2000 Pa
Category 2 - Airfields, open parklands or farmlands and undeveloped outskirts of towns and suburbs	A2	A2	A3	A3
	1500 Pa	1500 Pa	2000 Pa	2000 Pa
Category 3 - Built-up areas	A0	A1	A1	A2
	600 Pa	1000 Pa	1000 Pa	1500 Pa
Category 4 - City Centres	A0	A1	A1	A2
	600 Pa	1000 Pa	1000 Pa	1500 Pa

Series 4500 Typical Configurations



SERIES 4500 MITRE CUT CAVITY

SERIES 4500 MITRE CUT CAVITY SYSTEM



www.wispeco.co.za

Forever Beautiful

PHOTO

PHOTO

PHOTO

PHOTO

PHOTO